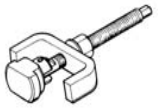


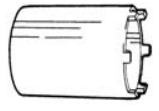
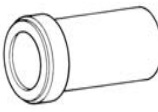
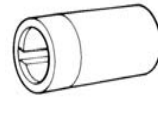
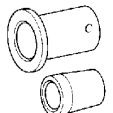
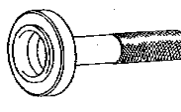

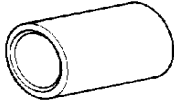
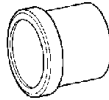







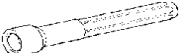

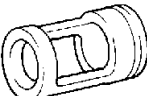


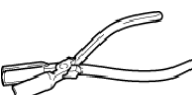
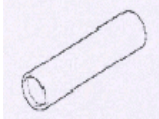

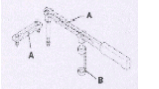
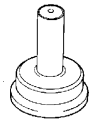
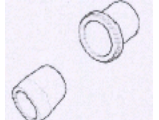
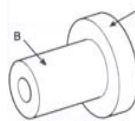
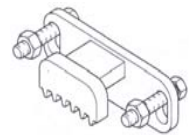
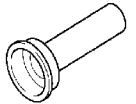
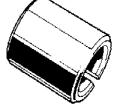


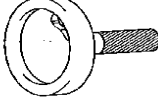
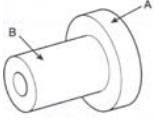

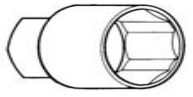



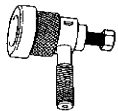
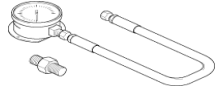
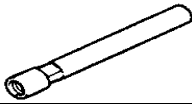
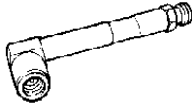




03' SORENTO GAS 2.4 / 3.5 / 3.8					EM 2.4	EM 3.5	EM 3.8	FL 2.4	FL 3.5	FL 3.8	TR	TRM	CH	SS	ST	DS	RT	BR		
No.	Tool No.	Tool name	Illustration	GRADE																Remark
1	09212-32000	COUNTER BALANCE SHAFT BEARING PULLER(Fr.)		B	O															Removal of counter balance shaft from bearing
2	09212-32200	COUNTER BALANCE SHAFT BEARING INSTALLER		B	O															Installation of counter balance shaft front and rear bearing(use with 09212-32300)
3	09212-32300	GUIDE PLATE		B	O															Removal and installation of counter balance shaft rear bearing(use with 09212-32100,09212-32200)
4	09213-33000	PLUG CAP WRENCH		A	O															Removal and installation of front case cap plug
5	09214-32000	CRANKSHAFT FRONT OIL SEAL INS.		A	O															Installation of the crankshaft front oil seal(use with 09214-32100)
6	09214-32100	CRANKSHAFT FRONT OIL SEAL GUIDE		A	O															Installation of the crankshaft front oil seal(use with 09214-32000)
7	09214-33000	CRANKSHAFT FRONT OIL SEAL INSTALLER		A	O	O														Installation of the crankshaft front oil seal
8	09214-4A000	Timing chain lower front cover oil seal installer		A	O															Installation of timing chain lower front cover

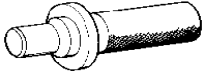
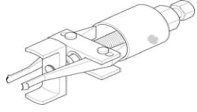



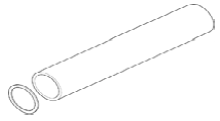
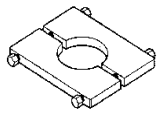
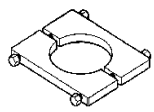
03' SORENTO GAS 2.4 / 3.5 / 3.8				EM 2.4	EM 3.5	EM 3.8	FL 2.4	FL 3.5	FL 3.8	TR	TRM	CH	SS	ST	DS	RT	BR	
No.	Tool No.	Tool name	Illustration	GRADE														Remark
	09215-3C000	OIL PAN REMOVER		A		o												Removal of oil pan
9	09216-21100	Busing remover and insatller		C											o			Installation of tone wheel.
10	09221-21000	CAM SHAFT OIL SEAL INS.		A	o	o												Installation of the camshaft oil seal(use with 09221-21100)
11	09221-21100	CAM SHAFT OIL SEAL GUIDE		A	o													Used as a guide when pressing in the camshaft oil seal(use with 09221-21000)
12	09221-22000A	Valve guide installer		C	o													use with 09221-29000A
13	09221-29000	VALVE GUIDE INSTALLER		C		o												Removal and installation of the valve guide
14	09221-32001	CYLINDER HEAD BOLT WRENCH		D	o													Removal and tightening of the cylinder head bolt.
15	09222-21100	Valve stem oil seal installer		A	o									o				Installation of the valve stem oil seal

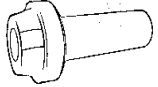
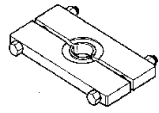
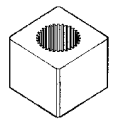
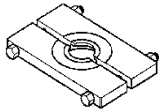
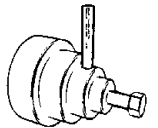
03' SORENTO GAS 2.4 / 3.5 / 3.8					EM 2.4	EM 3.5	EM 3.8	FL 2.4	FL 3.5	FL 3.8	TR	TRM	CH	SS	ST	DS	RT	BR	
No.	Tool No.	Tool name	Illustration	GRADE															Remark
16	09222-21200	VALVE GUIDE INSTALLER(A/B)		C	O														Removal and installation of valve guides
17	09222-22000	VALVE STEM OIL SEAL INSTALLER		A	O														Removal and installation of the valve guide
18	09222-22001	Valve stem oil seal installer		A	O	O													Installation of the valve stem oil seal
19	09222-28000	VALVE SPRING COMPRESSOR		A	O	O													Removal and installation of inlet and exhaust valves
20	09222-28100	VALVE SPRING COMP. HOLDER		A	O														Removal and installation of inlet and exhaust valves
21	09222-28200	OIL SEAL INSTALLER		A	O														Installation of valve stem oil seals
22	09222-28400	VALVE GUIDE INS. ADAPTER		C	O														Installation of valve guides
23	09222-29000	VALVE STEM OIL SEAL REMOVER		B		O	O												Removal of the valve stem oil seal

03' SORENTO GAS 2.4 / 3.5 / 3.8				EM 2.4	EM 3.5	EM 3.8	FL 2.4	FL 3.5	FL 3.8	TR	TRM	CH	SS	ST	DS	RT	BR	
No.	Tool No.	Tool name	Illustration	GRADE														Remark
	09222-3C100	VALVE STEM OIL SEAL INSTALLER		A														Installation of the valve stem seal
	09222-3K000	VALVE SPRING COMPRESSOR		A														Removal and installation of the intake or exhaust valve A: 09222-3K000 B: 09222-3C300(Holder)
	09222-3C300	VALVE SPRING COMPRESSOR ADAPTER		A														Removal and installation of the intake or exhaust valve A: 09222-3K000 B: 09222-3C300(Holder)
24	09231-21000	CRANK SHAFT REAR OIL SEAL INS.		A														1.Installation of the engine rear oil seal 2. Installation of the crankshaft rear oil seal
	09231-3C100	OIL SEAL INSTALLER		A														Installation of the front oil seal
	09231-3C200	OIL SEAL INSTALLER		A														Installation of the crankshaft rear oil seal
	09231-3C300	FLYWHEEL STOPPER		A														Removal and installation of the flywheel and crankshaft pulley
25	09231-33000	CRANK SHAFT REAR OIL SEAL INS.		A														Installation of the crankshaft rear oil seal

03' SORENTO GAS 2.4 / 3.5 / 3.8					EM 2.4	EM 3.5	EM 3.8	FL 2.4	FL 3.5	FL 3.8	TR	TRM	CH	SS	ST	DS	RT	BR	
No.	Tool No.	Tool name	Illustration	GRADE															Remark
26	09231-33100	CRANK SHAFT WRENCH		B		O													Used if the crnkshaft needs to be rotated to attach the timing belt,etc
27	09231-38000	Camshaft locking tool		A		O													Removal and installation of timing belts.
28	09231-4A000	Balance shaft drive gear bearing (bush) installer & remover		A		O													Removal and installation of balance shaft driver bearing(bush)
29	09231-4A100	Crank shaft rear oil seal installer		A		O													Installation of crank shaft rear oil seal.
30	09231-H1100	HANDLE		A			O												Installation of the crankshaft rear oil seal
31	09244-28000	Auto tensioner set screw		A		O													Removal and installation of the auto tensioner
32	09260-32000	Oil pressure switch wrench		D		O													Removal and installation of oil pressure switch.
33	09263-3C100	OIL SEAL INSTALLER		A			O												Removal and installation of the oil filter

03' SORENTO GAS 2.4 / 3.5 / 3.8				EM 2.4	EM 3.5	EM 3.8	FL 2.4	FL 3.5	FL 3.8	TR	TRM	CH	SS	ST	DS	RT	BR	
No.	Tool No.	Tool name	Illustration	GRADE														Remark
34	09331-4A000	High pressure pump sprocket remover		A	O													Removal of high pressure pump sprocket
35	09351-27000	Compression gauge		A	O													use with 09351-4A100
36	09351-4A100	Compression gauge adapter		A	O													use with 09351-27000
37	09353-24000	FUEL PRESSURE GAUGE ADAPTER		A					O									Connection between Fuel Pressure Gauge(09353-24100)and Fuel Pressure Gauge Adapter(09353-38000)
38	09353-24100	FUEL PRESSURE GAUGE		A			O	O	O									Connection of fuel pressure gauge to delivery pipe for measurement of fuel pressure.
39	09353-38000	FUEL PRESSURE GAUGE ADAPTER		A			O	O	O									Connection of fuel pressure gauge to delivery pipe for measurement of fuel pressure. (Use with 09353-24100)
40	09411-43000	Clutch disc guide		B								O						Installation of the clutch discs
41	09414-11000	Lock pin extractor		D						O								Removal of the pin in the lock pawl rod

03' SORENTO GAS 2.4 / 3.5 / 3.8				EM 2.4	EM 3.5	EM 3.8	FL 2.4	FL 3.5	FL 3.8	TR	TRM	CH	SS	ST	DS	RT	BR	
No.	Tool No.	Tool name	Illustration	GRADE														Remark
42	09431-11000	Front oil seal installer		C														Installation of the pinion gear oil seal.
43	09431-2C200	Taper roller bearing outer race remover		B								O						Removal of adapter housing taper roller bearing outer race
44	09432-21601	Bearing installer		C														Installation of the pinion gear bearing.
45	09432-22000	Ball bearing installer		C										O				Installation of main shaft ball bearing.Installation of counter shaft taper roller bearing
46	09432-33700	Bearing outer race installer		A														use with 09500-21000
47	09432-3A100	Double ball bearing installer		B										O				Installation of main shaft double ball bearing.installation of main shaft 3rd sleeve
48	09432-3E000	Sleeve hub remover (3rd-4th)		C										O				Removal of main shaft 3rd-4th sleeve hub Removal of main shaft 5th reverse sleeve hub
49	09432-3E100	Sleeve hub remover (1st-2nd)		C										O				Removal of main shaft 1st-2nd sleeve hub

03' SORENTO GAS 2.4 / 3.5 / 3.8					EM 2.4	EM 3.5	EM 3.8	FL 2.4	FL 3.5	FL 3.8	TR	TRM	CH	SS	ST	DS	RT	BR		
No.	Tool No.	Tool name	Illustration	GRADE																Remark
50	09432-3E110	Adapter housing bearing outer race installer		C																Installation of adapter housing bearing outer race
51	09432-3E200	Main shaft bearing remover (rear)		C																Removal of main shaft bearing (Rear)
52	09432-3E300	Main shaft holder		C																Hold main shaft to remove and install main shaft lock nut
53	09432-3E400	Double ball bearing remover		C																Removal of main shaft double ball bearing
54	09432-3E500	Counter shaft bearing remover		C																Removal of counter shaft taper roller bearing