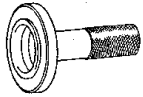
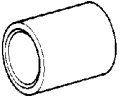
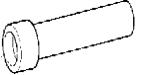
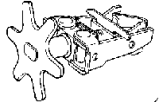

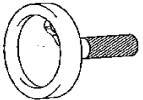
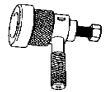
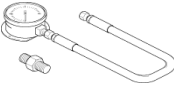


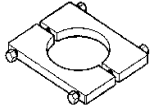
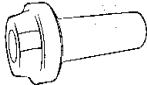
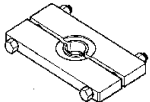
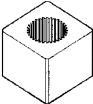
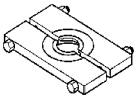
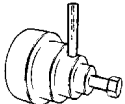
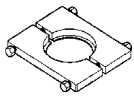

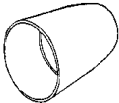
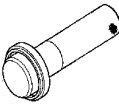

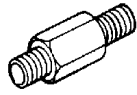

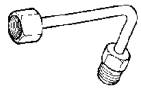
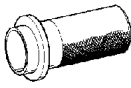
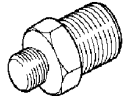
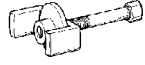




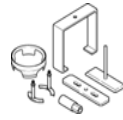






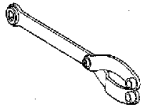
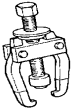

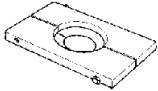


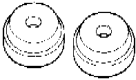
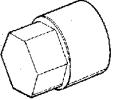
03' SORENTO DSL 2.5L					EM	SS	DS	BR	TRA	TRM	CH	RT	ST	USE
No.	Tool No.	Tool Name	ILLUSTRATION	GRADE										
1	09214-4A000	Timing chain lower front cover oil seal installer		A	○									Removal and installation of intake and exhaust valves
2	09216-21100	Busing remover and insatller		B			○							Press-fiting of the inner shaft housing dust seal
3	09222-21100	Valve stem seal installer		A									○	Installation of the pinion gear bearing
4	09222-22100	Valve spring compressor		D	○									Removal and installation of intake and exhaust valves
5	09231-4A000	Balance shaft drive gear bearing (bush) installer & remover		A	○									Removal and installation of LH balance shaft drive gear bearing(bush)
6	09231-4A100	Crank shaft rear oil seal installer		A	○									Installation of crank shaft rear oil seals
7	09331-4A000	High pressure pump sprocket remover		A	○									Removal of high pressure pump sprockert
8	09351-27000	Compression gauge		A	○									Checking engine compression pressure
9	09351-4A000	Injector remover		B	○									Removal of injectors

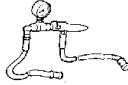
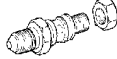




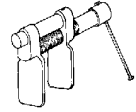


03' SORENTO DSL 2.5L					EM	SS	DS	BR	TRA	TRM	CH	RT	ST	USE
10	09351-4A100	Compression gauge adapter		A	o									Checking engine compression pressure
11	09351-4A300	INJECTOR REMOVER												Removal of Injector
12	09411-43000	Clutch disc guide		B							o			Installation of the clutch disc
13	09414-11000	Lock pin extractor		D					o					Removal of the pin in the lock pawl rod
14	09431-11000	Front oil seal installer		A									o	Installation of the pinion gear oil seal
15	09431-2C200	Taper roller bearing outer race remover		B						o				Removal of adapter housing taper roller bearing outer race
16	09432-21601	Bearing installer		C									o	Installation of the pinion gear bearing
17	09432-22000	Ball bearing installer		C						o				Installation of main shaft ball bearing Installation of counter shaft taper roller bearing
18	09432-33700	Bearing outer race installer		C			o							Installation of the front hub bearing

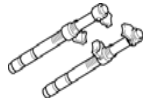

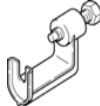




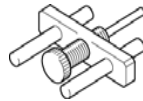
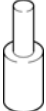
03' SORENTO DSL 2.5L				EM	SS	DS	BR	TRA	TRM	CH	RT	ST	USE
19	09432-3A100	Double ball bearing installer		B									Installation of main shaft double ball bearing Installation of main shaft 3rd sleeve
20	09432-3E000	Sleeve hub remover (3rd-4th)		C									Removal of main shaft 3rd-4th sleeve hub. Removal of main shaft 5th reverse sleeve hub.
21	09432-3E100	Sleeve hub remover (1st-2nd)		C									Removal of main shaft 1st-2nd sleeve hub
22	09432-3E110	Adapter housing bearing outer race installer		C									Installation of adapter housing bearing outer race
23	09432-3E200	Main shaft bearing remover (rear)		C									Removal of main shaft bearing
24	09432-3E300	Main shaft holder		C									Hold main shaft to remove and install main shaft lock nut
25	09432-3E400	Double ball bearing remover		C									Removal of main shaft double ball bearing
26	09432-3E500	Counter shaft bearing remover		C									Removal of counter shaft taper roller bearing
27	09432-3E600	3rd sleeve remover		C									Removal of main shaft 3rd sleeve

03' SORENTO DSL 2.5L				EM	SS	DS	BR	TRA	TRM	CH	RT	ST	USE
28	09432-3E700	Adapter housing oil seal installer		C									Installation of adapter housing oil seal
29	09432-3E800	Snap ring guide(2nd)		C									Assister of installing main shaft 2nd snap ring
30	09432-3E900	Front retainer oil seal installer		B									Inserting of front retainer oil seal
31	09432-H1100	Lock nut wrench		B									Removal and installation of main shaft lock nut
32	09452-21000	Oil pressure gauge adapter		A									Measurement of the oil pressure(use with 09452-21500,09452-21600.09452-32300)
33	09452-21500	Oil pressure gauge		A									use with 09452-21600
34	09452-21600	Oil pressure gauge adapter		A									use with 09452-21500
35	09452-32100	Oil seal installer		C									Installation of the oil pump oil seal
36	09452-32300	Oil pressure gague adapter		A									Measurement of the oil pressure(use with 09452-21000,09452-21500.09452-21600)

03' SORENTO DSL 2.5L				EM	SS	DS	BR	TRA	TRM	CH	RT	ST	USE
37	09453-32100	Piston spring compressor		C				O					Removal of the clutch piston
38	09454-38000	Second brake spring compressor		C				O					Removal of second brake spring
39	09454-38100	First & reverse brake spring compressor		C				O					Removal of first&reverse brake spring
40	09454-38200	Reverse brake piston remover		C				O					Removal of reverse brake piston
41	09454-38300	Reaction sleeve remover		C				O					Removal of reaction sleeve
42	09455-38000	Spring compressor		C				O					Removal of the overdrive return spring Removal of the forward clutch spring Removal of the direct clutch spring
43	09493-43000	Universal oint remover		D			O						Removal and installation of the journal bearing
44	09500-21000	Bar		B			O						Installation of the front hub bearing(use with 09432-33700)
45	09517-21000	Oil seal installer		C			O						Press-fitting of the differential drive pinion oil seal(use with 09500-21000)

03' SORENTO DSL 2.5L				EM	SS	DS	BR	TRA	TRM	CH	RT	ST	USE
46	09517-21400	Drift		D		○							Removal of the outer race from the carrier
47	09517-21700	End yoke holder		C		○							Removal and installation of the differential self-locking nut
48	09517-43001	Bearing puller		B		○							Removal of the front lower arm ball joint Removal of the differential side bearing
49	09517-43401	Working base		C		○							Supporting for the differential carrier
50	09527-4A000	Remove plate		C		○							Removal of the differential drive pinion inner bearing
51	09530-FM000	LSD test adapter		B		○							For testing of LSD performance
52	09532-11600	Preload socket		C		○							Measuremen of the drive pinion starting torque(use with torque wrench)
53	09532-32000	Oil seal installer		C		○							Installation of the differential drive pinion front bearing outer race
54	09565-31300	Yoke plug wrench socket		C								○	Removal,installation and adjustment of steering gear yoke plug

03' SORENTO DSL 2.5L				EM	SS	DS	BR	TRA	TRM	CH	RT	ST	USE	
55	09572-21000	Oil pressure gague		A									o	Measurement of the oil pump pressure
56	09572-21200	Power steering oil pressure gauge adapter (hose side)		A									o	Measurement of the oil pump pressure
57	09572-33100	Power steering oil pressure gauge adapter (pump side)		A									o	Measurement of the oil pump pressure
58	0957A-34100A	Airbag deployment tool		B									o	Airbag deployment tool PAB:0957A-38100 DAB,BPT:0957A-38500
59	0957A-38000	Diagnosis checker		B									o	Wring harness checker for each module 0957A-38000
60	0957A-38200	Dummy		B									o	Simulator to check the resistance of each wiring harness Dummy Adapter PAB:0957A-38300 DAB,BPT:0957A-38400
61	09581-11000	Pistion expander		D				o						Pushing back of the front disc and rear disc brake piston
62	09840-1E100	CENTER FASCIA REMOVER												Removal of Center Fascia
63	OK000 003 AAO II	WIRE HARNESS REPAIR KIT II												Repair Wire Harness

03' SORENTO DSL 2.5L				EM	SS	DS	BR	TRA	TRM	CH	RT	ST	USE
64	0K2A1 341 001A	Coil spring compressor		A		o							For removal of front shock absorber spring
65	0K552 171 AA0	Sleeve hub installer		B					o				Installation of main shaft 5th- Reverst sleeve hub
66	0K670 321 019	Ball joint remover		A								o	Disconnection of the tie rod ball joint
67	0K993 270 014	Adjusting nut wrench		C		o							For adjusting screw disassembly
68	0K993 270 A08	Gauge block		B		o							For adjusting height of drive pinion
69	0K993 270 A09	Drive pinion		B		o							For adjusting height of drive pinion
70	0K993 270 A10	Drive pinion model		B		o							For adjusting height of drive pinion
71	0K993 430 032	Adjustment gauge		C			o						Used to adjust push rod gap
72	0K9A1 190 004	3rd-4h sleeve hub installer		C					o				Installation of main shaft 3rd-4th sleeve hub