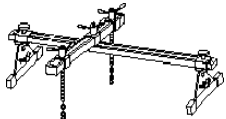
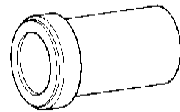
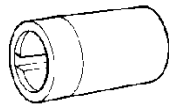

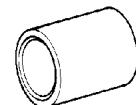
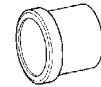

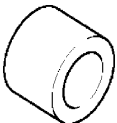
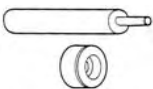

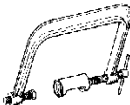
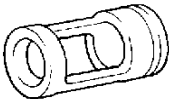

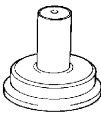

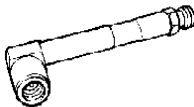


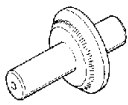
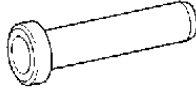
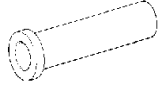
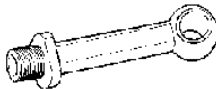
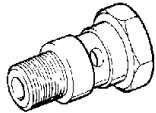
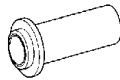
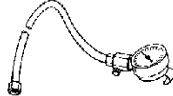
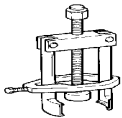

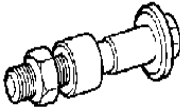
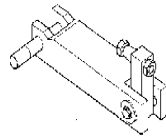

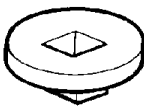
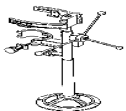


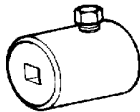

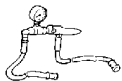
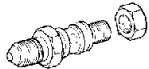
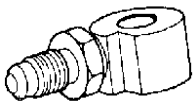





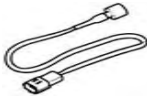
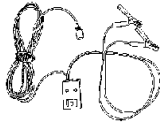
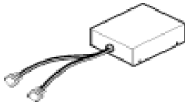

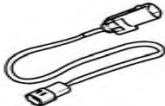
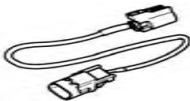
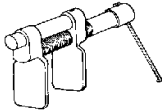
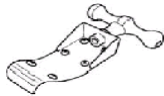

05' RIO GSL 1.4/1.6					EM	FL	MT	AT	DS	SS	ST	EE	EC	CH	RT	BR	BD	USE
No.	Tool No.	Tool name	Illustration	GRADE	G4ED-GSL 1.6 G4EE-GSL 1.4	G4ED-GSL 1.6 G4EE-GSL 1.4	M5CF1	A4AF3										
1	09200-38001	ENGINE SUPPORT FIXTURE		D			O	O										Removal and installation of the transaxle
2	09214-32000	CRANKSHAFT FRONT OIL SEAL INS.		A	O					O								Removal & Installation of lower arm bushing
3	09214-32100	CRANKSHAFT FRONT OIL SEAL GUIDE		A	O													Installation of the front oil seal
4	09215-3C000	OIL PAN REMOVER		A	O													Removal of oil pan
5	09216-21100	MOUNT BUSHING R & I BASE		B						O								Removal & Installation of lower arm bushing
6	09221-21000	CAM SHAFT OIL SEAL INS.		A	O													Installation of the camshaft oil seal
7	09221-25100	WATER TEMPERATURE SENSOR		A	O													Removal and installation of water temperature sensor

05' RIO GSL 1.4/1.6					EM	FL	MT	AT	DS	SS	ST	EE	EC	CH	RT	BR	BD	USE
8	09221-26000	VALVE GUIDE INSTALLER		C	O													Removal and installation of the valve guide
9	09221-3F100	VALVE GUIDE REMOVER		C														Removal and installation of the valve guide
10	09222-22001	VALVE STEM OIL SEAL INS.		A	O													Installation of the valve stem oil seal
11	09222-28000	VALVE SPRING COMPRESSOR		C	O													Removal and installation of the intake or exhaust valve
12	09222-28100	VALVE SPRING COMP. HOLDER		C	O													Removal and installation of the intake or exhaust valve
13	09222-32100	VALVE STEM SEAL INSTALLER		A							O							Installing the pinion gear bearing
14	09231-21000	CRANK SHAFT REAR OIL SEAL INS.		A	O													Installation of the crankshaft rear oil seal
15	09351-4A300	INJECTOR REMOVER																Removal of Injector
16	09353-24000	FUEL PRESSURE GAUGE ADAPTER		A		O												Connection between Fuel Pressure Gauge(09353-24100) and FUEL Pressure Gauge Adapter(09353-38000)

05' RIO GSL 1.4/1.6					EM	FL	MT	AT	DS	SS	ST	EE	EC	CH	RT	BR	BD	USE
17	09353-24100	FUEL PRESSURE GAUGE		A		O												Measuring the fuel line pressure
18	09353-38000	FUEL PRESSURE GAUGE ADAPTER		A		O												Connection between the delivery pipe and fuel feed line
19	09431-21200	OIL SEAL INSTALLER		A				O										Installation of the differential oil seal
20	09432-21601	BEARING INSTALLER		C							O							Instlling the pinion gear bearing
21	09434-14200	COUNTER SHAFT BEARING INS.		B							O							Installing the gear box oil seal
22	09452-21001	OIL PRESSURE GAUGE ADAPTER		A				O										Measurement of the oil pressure(use with 09452-21500 and 09452-21002)
23	09452-21002	OIL PRESSURE GEAUGE ADAPTER		A				O										Measurement of the oil pressure(use with 09452-21500 and 09452-21001)
24	09452-21200	OIL PUMP OIL SEAL INS.		C			O											Installation of differential oil seal
25	09452-21500	TRANSMISSION PRESSURE GAUGE		A				O										Measurement of the oil pressure(use with 09452-21001 and 09452-21002)

05' RIO GSL 1.4/1.6					EM	FL	MT	AT	DS	SS	ST	EE	EC	CH	RT	BR	BD	USE
26	09495-33000	BEARING & GEAR PULLER		B					O									Removal of wheel bearing inner race from a hub
27	09495-33100	DRIVE SHAFT CENTER BEARING R & I		B				O	O									1. Removal of a wheel bearing from a knuckle (use with 09517-29000) 2. Installation of a hub to a knuckle
28	09517-21500	FRONT HUB REMOVER & INSTALLER		A					O									1. Removal of a front hub from a knuckle (use with 09517-29000) 2. Measurement of a front wheel bearing pre-load (use with 09532-11600)
29	09517-29000	KNUCKLE ARM BRIDGE		A					O									1. Removal of a front hub from a knuckle (use with 09517-21500) 2. Removal of a wheel bearing outer race from a knuckle (use with 09495-33100)
30	09532-11500	PINION BEARING OUTER RACE INSTALLER		C					O									Installation of a wheel bearing to knuckle
31	09532-11600	PRELOAD SOCKET		C					O									Measurement of a front wheel bearing pre-load (use with 09517-21500)
32	09546-26000	COIL COMPRESSOR		D						O								Compression of the coil spring
33	09555-21000	BAR		C							O							Removing & Installing the oil seal of the rack housing

05' RIO GSL 1.4/1.6					EM	FL	MT	AT	DS	SS	ST	EE	EC	CH	RT	BR	BD	USE
34	09561-11002	STEERING WHEEL PULLER		D							O							Removing the steering wheel
35	09565-11100	PRELOAD SOCKET		B							O							Measuring the pinion shaft preload
36	09568-4A000	BALL JOINT PULLER		A					O	O	O							Separation of a lower arm and a tie rod end ball joint
37	09572-21000	P/S OIL PRESSURE GAUGE		A							O							Measuring the power steering oil pressure(use with 09572-21200,09572-22100)
38	09572-21200	P/S OIL PRESSURE GAUGE ADAPTER		A							O							Measuring the power steering oil pressure(use with 09572-21000,09572-22100)
39	09572-22100	OIL PRESSURE GAUGE ADAPTER		A							O							
40	09573-21000	INSTALLER GUIDE		C							O							
41	09573-21100	OIL SEAL INSTALLER		C							O							
42	09573-21200	OIL SEAL GUIDE		C							O							

05' RIO GSL 1.4/1.6					EM	FL	MT	AT	DS	SS	ST	EE	EC	CH	RT	BR	BD	USE
43	0957A-1C000	DUMMY ADAPTER(DAB,BPT,CAB)		B											O			Use with dummy(DAB,CAB,BPT)
44	0957A-34100A	AIR BAG DEPLOYMENT TOOL		B											O			Air bag deployment tool
45	0957A-38200	DUMMY		B											O			Simulator to check the resistance of each wiring harness
46	0957A-38500	DEPLOYMENT ADAPTER		B											O			Use with deployment tool(DAB,PAB,CAB,BPT)
47	0957A-3F000	DUMMY ADAPTER(SAB)		B											O			Use with dummy(PAB,SAB)
48	0957A-3F100	DEPLOYMENT ADAPTER(SAB)		B							O				O			Use with dummy(SAB)
49	09581-11000	PISTON EXPENDER		D												O		Pushing back of the front disc and rear disc brak poston
50	09840-1E100	CENTER FASCIA REMOVER																Removal of Center Fascia
51	OK000 003 AA0	WIRE HARNESS REPAIR KIT II																Repair Wire Harness