
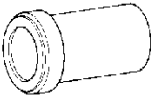

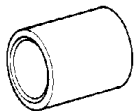

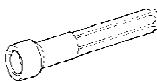
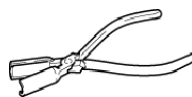

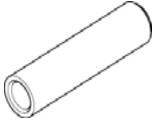

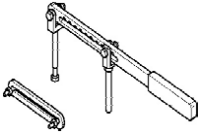
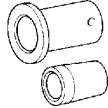
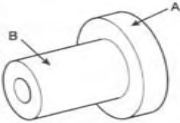
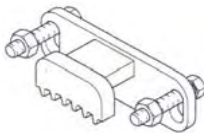
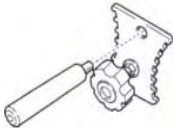

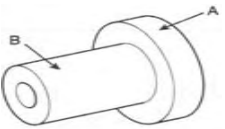

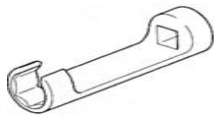


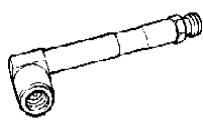

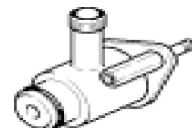
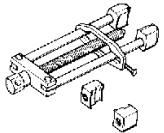
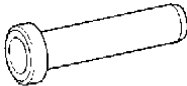
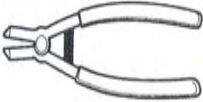

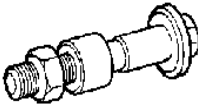
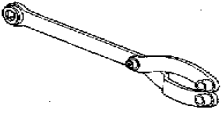
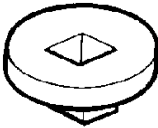
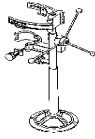

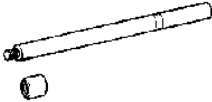

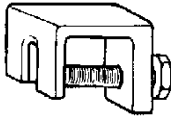
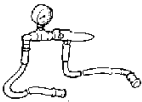
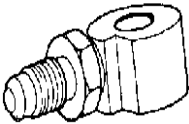
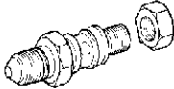
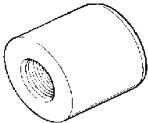


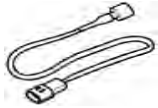
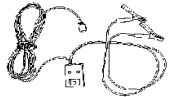
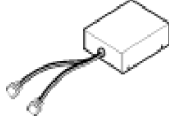

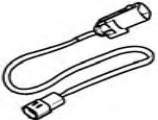

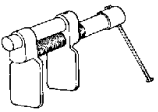

06' CARNIVAL D2.9/G3.8					EM	EMA	FL	FLA	AT	DS	SS	ST	RT	BR	BD	HA	USE
No.	Tool NO.	Tool name	ILLUSTRATION	GRADE	J3 TCI- DSL 2.9	G6DA -GSL 3.8	J3 TCI- DSL 2.9	G6DA -GSL 3.8									
1	09200-38001	ENGINE SUPPORT FIXTURE		B					O								Removal and installation of transaxle
2	09214-32000	CRANKSHAFT FRONT OIL SEAL INS.		A							O						Removal & Installation of lower arm bushing(use with 09216-21100)
3	09215-3C000	OIL PAN REMOVER		A	O	O											Removal of the oil pan
4	09216-21100	MOUNT BUSHING R & I BASE		A							O						Removal and Installation of lower armm bushing (use with 09216- 32000)
5	09216-21600	MOUNT BUSHING R & I ARBOR		B							O						Removal and installation of trailing arm bushing(use with 09552-38100)
6	09222-22001	VALVE STEM OIL SEAL INS.		A	O												Installation of the valve seal
7	09222-29000	VALVE STEM OIL SEAL REMOVER		B		O											Remover of the valve stem seal
8	09222-32100	VALVE STEM SEAL INSTALLER		A								O					Installation of the oil pump oil seal

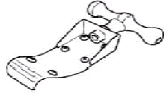

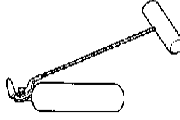

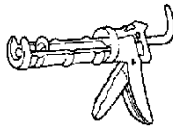

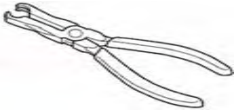
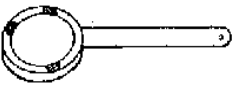
06' CARNIVAL D2.9/G3.8				EM	EMA	FL	FLA	AT	DS	SS	ST	RT	BR	BD	HA	USE
9	09222-3C100	VALVE STEM OIL SEAL INSTALLER		A	O											Installation of the valve stem seal
10	09222-3C300	VALVE SPRING COMPRESSOR ADAPTER		B	O											Removal and installation of the intake or exhaust valve
11	09222-3K000	VALVE SPRING COMPRESSOR		B	O											Removal and installation of the intake or exhaust valve
12	09231-3C100	OIL SEAL INSTALLER		A	O											Installation of the front oil seal
13	09231-3C200	OIL SEAL INSTALLER		A	O											Installation of the crankshaft rear oil seal
14	09231-3C300	FLYWHEEL STOPPER		A	O											Removal and installation of the flywheel and crankshaft pulley
15	09231-4X100	CAM SHAFT PULLEY HOLDER		A	O											Installation of the camshaft
16	09231-H1000	CRANKSHAFT PULLEY ADAPTER		B	O											Removal or installation of the crankshaft pulley bolt(used with 09517-21700)


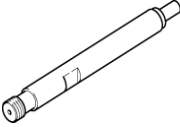
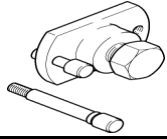

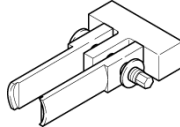
06' CARNIVAL D2.9/G3.8				EM	EMA	FL	FLA	AT	DS	SS	ST	RT	BR	BD	HA	USE
17	09231-H1100	HANDLE		A	○											Installation of the crankshaft rear oil seal
18	09263-3C100	OIL FILTER WRENCH		A	○											Removal and installation of the oilfilter housing cover
19	09314-27120	CRDI HIGH PIPE RE/IN ADAPTER		C		○										Installing the high pressure pipe(17mm)
20	09314-27130	CRDI HIGH PIPE RE/IN ADAPTER		C		○										Installing the high pressure pipe(19mm)
21	09351-4A300	INJECTOR REMOVER														Removal of Injector
22	09353-24000	FUEL PRESSURE GAUGE ADAPTER		A			○									Connection between Fuel Pressure Gauge(09353-24100)and Fuel Pressure Gauge Adapter(09353-38000)
23	09353-24100	FUEL PRESSURE GAUGE		A			○									Measuring the fuel line pressure
24	09353-38000	FUEL PRESSURE GAUGE ADAPTER		A			○									Connection between the delivery pipe and fuel feed line

06' CARNIVAL D2.9/G3.8				EM	EMA	FL	FLA	AT	DS	SS	ST	RT	BR	BD	HA	USE
25	09432-11000	MAINSHAFT BEARING PULLER							O							Removal of a tone wheel from a driveshaft
26	09432-21601	BEARING INSTALLER									O					Installing the pinion gear bearing
27	09495-39100	BAND INSTALLER TOOL							O							Installation of hook type boot band
28	09495-3K000	BAND INSTALLER							O							Installation of ear type boot band
29	09517-21500	FRONT HUB REMOVER & INSTALLER							O							Removal of a front hub from a knuckle(use with 09517-21600)
30	09517-21700	END YOKE HOLDER			O											Removal or installation of the crankshaft pulley bolt(used with 09517-21700)
31	09532-11600	PRELOAD SOCKET								O						Measurement of the front lower arm ball joint sartin torque(use with torque wrench)
32	09546-26000	COIL COMPRESSOR								O						Compression of the coil spring

06' CARNIVAL D2.9/G3.8					EM	EMA	FL	FLA	AT	DS	SS	ST	RT	BR	BD	HA	USE
33	09552-38100	TRAILER ARM BUSHING R & I		B							o						Removal and installation of the rear trailing arm bushing(use with 09216-21600)
34	09555-21000	BAR		C								o					Removal and installation of the oil seal (use with 09573-33100,09573-33000,09573-21000)
35	09561-11001	STEERING WHEEL PULLER		D								o					Removal of steering wheel
36	09568-4A000	BALL JOINT PULLER		A						o	o	o					Separation of a lower arm and a tie rod end ball joint
37	09572-21000	P/S OIL PRESSURE GAUGE		A								o					Measurement of the oil pressure(use with 09572-22100,0572-21200)
38	09572-22100	OIL PRESSURE GAUGE ADAPTER		A								o					Measurement of the oil pressure(use with 09572-2100,09572-21200)
39	09572-21200	P/S OIL PRESSURE GAUGE ADAPTER		A								o					Measurement of the oil pressure(use with 09572-21000,09572-21200)
40	09573-33100	OIL SEAL GUIDE		C								o					Removal and installation of the oil seal (use with 09573-21000,09573-33000,09555-21000)

06' CARNIVAL D2.9/G3.8				EM	EMA	FL	FLA	AT	DS	SS	ST	RT	BR	BD	HA	USE
41	0957A-1C000	DUMMY ADAPTER(DAB,BPT,CAB)		B								O				Use with dummy(DAB,CAB,BPT)
42	0957A-34100A	AIR BAG DEPLOYMENT TOOL		B								O				Airbag deployment tool
43	0957A-38200	DUMMY		B								O				Simulator to check the resistance of each wiring harness
44	0957A-38500	DEPLOYMENT ADAPTER		B								O				Use with deployment tool(DAB,PAB,CAB,BPT)
45	0957A-3F000	DUMMY ADAPTER(SAB)		B								O				Use with dummy(PAB,SAB)
46	0957A-3F100	DEPLOYMENT ADAPTER(SAB)		B								O				Use with deployment tool(PAB,SAB)
47	09581-11000	PISTON EXPENDER		D									O			Spreading the front disc brake piston
48	09800-21000	ORNAMENT REMOVER		D										O		Trim removal

06' CARNIVAL D2.9/G3.8				EM	EMA	FL	FLA	AT	DS	SS	ST	RT	BR	BD	HA	USE
49	09840-1E100	CENTER FASCIA REMOVER														Removal of Center Fascia
50	09853-31000	HEAD LINING CLIP REMOVER		D											○	Removal of the headliner clips
51	09861-31100	SEALANT CUT-OUT TOOL		D											○	Cutiing the sealant of the windshield(use with 09861-31200)
52	09861-31200	SEALANT CUTTING BLADE		D											○	Cutting the sealand of the windshield(use with 09861-31100)
53	09861-31300	SEALANT GUN		D											○	Application of the sealant to the windshield
54	09861-31400	GLASS HOLDER		D											○	Removal and installation of the windshield
55	09880-4F000A	HOG RING PLIER		B											○	Installation of the hogring clip
56	09977-29000	DISC & HUB BOLT REMOVER		C											○	Removal and installation of the disc & hub assembly bolt

06' CARNIVAL D2.9/G3.8					EM	EMA	FL	FLA	AT	DS	SS	ST	RT	BR	BD	HA	USE
57	OK000 003 AA0	WIRE HARNESS REPAIR KIT II															Repair Wire Harness
58	OK552 131 002	ENGINE COMPRESSOR GAUGE ADAPTER		A	O												Measurement of compression pressure
59	OK552 131 003	INJECTION PUMP PULLEY PULLER		B			O										Removing the high pressure pump pulley
60	OK993 120 001	VALVE SPRING LIFTER ARM		A	O												Removal or installation of the valve spring
61	OK993 120 004	VALVE SPRING LIFTER PIVOT		A	O												Removal or installation of the valve spring