
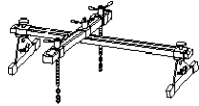
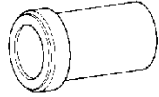
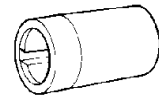
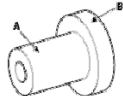

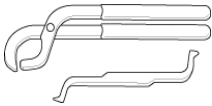
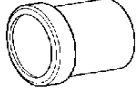





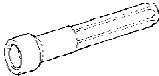
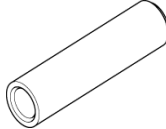


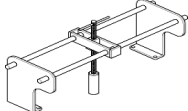
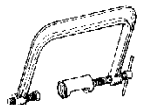
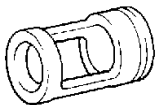


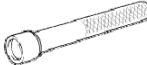
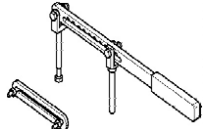

Cee'd (Europe Only)

No.	Tool No.	Tool Name	Image	GRADE	GASOLIN			DIESEL		FL	SS	DS	BR	TS	HA	RS	BD	USE
					EM 1.4	EM 1.6	EM 2.0	EM 1.6	EM 2.0									
1	09200-1C000	SUPPORT		D			●	●	●					●				Engine fixing
2	09200-38001	ENGINE SUPPORT FIXTURE		D			●	●						●				Removal and installation of the transaxle
3	09214-32000	CRANKSHAFT FRONT OIL SEAL INS.		A			●											Installation of the frong oil seal
4	09214-32100	CRANKSHAFT FRONT OIL SEAL GUIDE		A			●											Installation of the frong oil seal
5	09214-3K100	CRANKSHAFT REAR OIL SEAL INSTALLER (Θ-ENG)		A		●												Installation of the crankshaft real oil seal
6	09215-3C000	OIL PAN REMOVER		A		●		●										Removal of oil pan
7	09220-2D000	VALVE CLEARANCE ADAPTER TOOL SET		B			●											Removal and installation of the tappet shim
8	09212-27100	CAMSHAFT OIL SEAL I.& BALANCE..		B					●									Installation of the camshaft oil seal



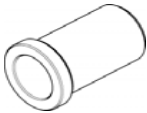

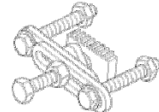
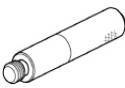
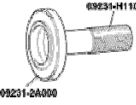

Cee'd (Europe Only)

No.	Tool No.	Tool Name	Image	GRADE	GASOLIN			DIESEL		FL	SS	DS	BR	TS	HA	RS	BD	USE
					EM 1.4	EM 1.6	EM 2.0	EM 1.6	EM 2.0									
9	09221-21000	CAM SHAFT OIL SEAL INS.		A		●	●											Installation of the camshaft oil seal
10	09221-22000A	VALVE GUIDE INSTALLER (A)		C			●											Remove and installation of the valve guide
11	09221-22000B	VALVE GUIDE INSTALLER (B)		C			●											Remove and installation of the valve guide
12	09221-25100	WATER TEMPERATURE SENSOR		A		●												Removal and installation of engine coolant sensor
13	09221-2B100	VALVE GUIDE REMOVER & INSTALLER		C		●												Installation of crankshaft pulley bolt
14	09221-4A000	TORQUE ANGLE ADAPTER		C		●		●										Installation of bolts & nuts needing an angular method
15	09222-22001	VALVE STEM OIL SEAL INS.		A			●											Installation of the valve stem oil seal
16	09222-27200	VALVE STEM OIL SEAL INS.		A					●									Installation of valve stem oil seals






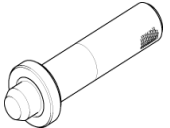


Cee'd (Europe Only)

No.	Tool No.	Tool Name	Image	GRADE	GASOLIN			DIESEL		FL	SS	DS	BR	TS	HA	RS	BD	USE
					EM 1.4	EM 1.6	EM 2.0	EM 1.6	EM 2.0									
17	09222-27300	VALVE SPRING COMPRESSOR		A					●									Removal and installation of intake and exhaust valves
18	09222-28000	VALVE SPRING COMPRESSOR		C			●											Removal and installation of the intake or exhaust valve
19	09222-28100	VALVE SPRING COMP. HOLDER		C			●											Removal and installation of the intake or exhaust valve
20	09222-2A000	VALVE STEM SEAL INSTALLER		A				●										Installation of valve stem oil seals
21	09222-2A100	VALVE SPRING COMPRESSOR		C				●										Removal and installation of intake and ezhaust valves
22	09222-2B100	VALVE STEM OIL SEAL INSTALLER		A		●												Installation of the valve stem oil seal
23	09222-3K000	VALVE SPRING COMPRESSOR		A		●		●										Removal and installation of intake and exhause valves
24	09222-3K100	VALVE SPRING COMPRESSOR ADAPTER (Ø-ENG)		A		●												Removal and installation of intake and exhause valves







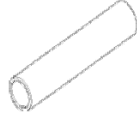

Cee'd (Europe Only)

No.	Tool No.	Tool Name	Image	GRADE	GASOLIN			DIESEL		FL	SS	DS	BR	TS	HA	RS	BD	USE
					EM 1.4	EM 1.6	EM 2.0	EM 1.6	EM 2.0									
25	09231-21000	CRANK SHAFT REAR OIL SEAL INS.		A			●											1.Installation of the engine rear oil seal 2.Installation of the crankshaft rear oil seal
26	09231-27000	CRANK SHAFT REAR OIL SEAL INS.		B					●									Installation of the crankshaft rear oil seal
27	09231-27100	CRANK SHAFT FRONT OIL SEAL INS.		B					●									Installation of the front case oil seal
28	09231-2A000	FRONT COVER OIL SEAL INSTALLER		A				●										Installation of front oil seal
29	09231-2B100	RING GEAR STOPPER		B		●		●										Removal and installation of crankshaft pulley bolt
30	09231-H1100	HANDLE		A		●		●										Installation of crankshaft rear oil seal
31	09231-H1200	CRANKSHAFT REAR OIL SEAL INSTALLER (KJ2.9-ENG)		A				●										Installation of crankshaft rear oil seal
32	09263-27000	OIL FILTER WRENCH (CRDI-D:EXCEPT EUROPE LHD)		A					●									Removal and installation of oil filter for the rest area except Europe LHD

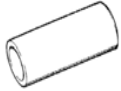
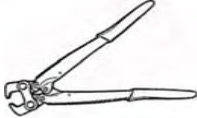

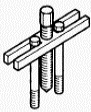
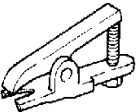



Cee'd (Europe Only)

No.	Tool No.	Tool Name	Image	GRADE	GASOLIN			DIESEL		FL	SS	DS	BR	TS	HA	RS	BD	USE
					EM 1.4	EM 1.6	EM 2.0	EM 1.6	EM 2.0									
33	09263-2E000	OIL FILTER WRENCH		B					●									Removal and installation of oil filter for Europe LHD
34	09314-27110	CRDI HIGH PIPE RE/IN ADPATER		C				●		●								Installing the high pressure pipe
35	09314-27120	CRDI HIGH PIPE RE/IN ADPATER		C				●		●								Installing the high pressure pipe
36	09331-2A000	HIGH PRESSURE PUMP SPROCKET REMOVER		A				●										Removing the high pressure fuel pump
37	09351-27000	COMPRESSION GAUGE		A				●	●									Checking engine compression pressure
38	09351-27401	INJECTOR OIL SEAL INSTALLER		B					●									Installation of the injector oil seal
39	09351-27500	COMPRESSION GAUGE ADPTER		B					●									Checking engine compression pressure
40	09351-2A000	COMPRESSURE GAUGE ADAPTER		A				●										Checking engine compression pressure





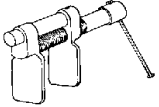



Cee'd (Europe Only)

No.	Tool No.	Tool Name	Image	GRADE	GASOLIN			DIESEL		FL	SS	DS	BR	TS	HA	RS	BD	USE
					EM 1.4	EM 1.6	EM 2.0	EM 1.6	EM 2.0									
41	09351-4A300	INJECTOER REMOVER		B				●	●									Removing the injector
42	09353-24000	FUEL PRESSURE GAUGE ADAPTER		A	●	●	●											Connection between Fuel Pressure Gauge(09353-24100) and Fuel Pressure Gauge Adapter(09353-38000)
43	09353-24100	FUEL PRESSURE GAUGE		A	●	●	●											Measruing the fuel line pressure
44	09353-38000	FUEL PRESSURE GAUGE ADAPTER		A	●	●	●											Connection between the delivery pipe and fuel feed line
45	09373-27000	ALTERNATOR PULLEY R&I		B				●										Removal and installation of alternator pulley
46	09411-11000	CLUTCH DISC GUIDE		A	●				●									Installation of the clutch disc
47	09432-3K000	OIL SEAL INSTALLER		B									●					Installation of differential oil seal
48	09452-21200	OIL PUMP OIL SEAL INS.		C									●					Installation of differential oil seal







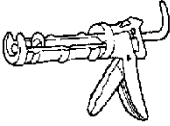
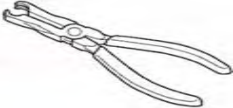
Cee'd (Europe Only)

No.	Tool No.	Tool Name	Image	GRADE	GASOLIN			DIESEL		FL	SS	DS	BR	TS	HA	RS	BD	USE
					EM 1.4	EM 1.6	EM 2.0	EM 1.6	EM 2.0									
49	09455-21200	BEARING INSTALLER		C		●								●				Installation of differential oil seal
50	09495-3K000	BAND INSTALLER		B														Installation of ear type boot band
51	09546-26000	COIL COMPRESSOR		D							●							Compression of coil spring
52	09561-11001	STEERING WHEEL PULLER		C							●							Removal of the steering wheel
53	09568-34000	BALL JOINT PULLER		B							●							Remover of ball joint
54	09568-4A000	BALL JOINT PULLER		B										●				Removal of the front lower arm and tie rod end ball joint
55	0957A-2G000	DEPLOYMENT ADAPTER		D													●	Use with dummy(DAB,PAB,CAB,BPT)
56	0957A-34100A	AIR BAG DEPLOYMENT TOOL		C													●	Airbag deployment tool

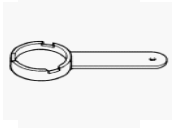
Cee'd (Europe Only)

No.	Tool No.	Tool Name	Image	GRADE	GASOLIN			DIESEL		FL	SS	DS	BR	TS	HA	RS	BD	USE
					EM 1.4	EM 1.6	EM 2.0	EM 1.6	EM 2.0									
57	0957A-38200	DUMMY		C														Simulator to check the resistance of each wiring harness
58	0957A-38500	DEPLOYMENT ADAPTER		D														Use with deployment tool(DAB,PAB,CAB,BPT)
59	0957A-3F000	DUMMY ADAPTER(SAB)		D														Use with dummy(SAB)
60	0957A-3F100	DEPLOYMENT ADAPTER		D														Use with deployment tool(SAB)
61	09581-11000	PISTON EXPENDER		C														Pushing back of the front disc and rear disc brake piston
62	09624-38000	CROSSMEMBER SUPPORT		C														Supporting of crossmember
63	09861-31000	WINDSHILD GLASS HOLDING REMOVER		D														Removal of the windshield molding
64	09861-31400	GLASS HOLDER		D														removal and installation of the windshield

Cee'd (Europe Only)

No.	Tool No.	Tool Name	Image	GRADE	GASOLIN			DIESEL		FL	SS	DS	BR	TS	HA	RS	BD	USE
					EM 1.4	EM 1.6	EM 2.0	EM 1.6	EM 2.0									
65	09793-21000	DOOR HINGE ADJUSTING WRENCH		D													●	Adjustment, removal and installation of the door hinge
66	09800-21000	ORNAMENT REMOVER		D													●	Trim removal
67	09840-1E100	CENTER FASCIA REMOVER		B													●	Center fascia removal
68	09853-31000	HEAD LINING CLIP REMOVER		D													●	Removal of the headliner clips
69	09861-31100	SEALANT CUT-OUT TOOL		D													●	Cutting the sealant of the windshield(Use with 09861-31200)
70	09861-31200	SEALANT CUTTING BLADE		D													●	Cutting the sealant of the windshield(Use with 09861-31100)
71	09861-31300	SEALANT GUN		D													●	Application of the sealant to the windshield
72	09880-4F000A	HOG RING PLIER		B													●	Installation of the bog ring clip

Cee'd (Europe Only)

No.	Tool No.	Tool Name	Image	GRADE	GASOLIN			DIESEL		FL	SS	DS	BR	TS	HA	RS	BD	USE
					EM 1.4	EM 1.6	EM 2.0	EM 1.6	EM 2.0									
73	09977-29000	DISC & HUB BOLT REMOVER		C														Removal and installation of the disc & hub assembly bolt