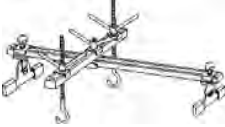
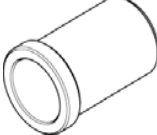
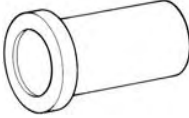
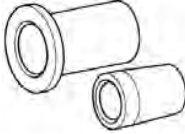

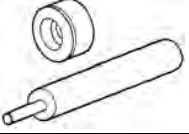
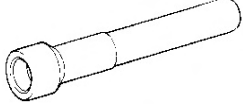
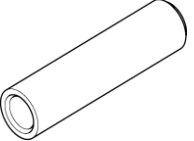
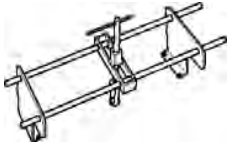
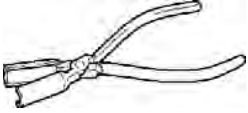
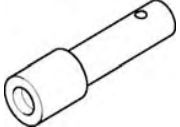

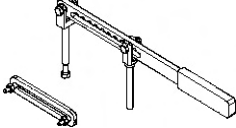

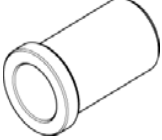
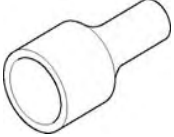




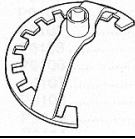
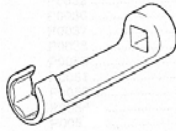
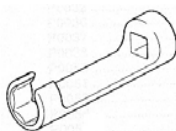
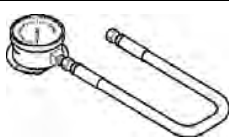
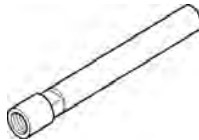
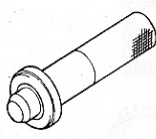
SANTA FE_CM (2.2 & 2.7)

No.	Tool No.	Tool Name	IMAGE	APPLICATION														USAGE			
				EM		EE	FL		CH	MT		AT		DS	SS	ST	RT		BR	BD	HA
				D4EB-DIESEL 2.2	G6EA-GSL2.7		D4EB-DIESEL 2.2	G6EA-GSL2.7		M5GF2	M5HF2	F4A51	A5HF1								
1	09200-38001	ENGINE SUPPORT FIXTURE									●	●	●	●							Removal and installation of transaxle
2	09212-27100	CAMSHAFT OIL SEAL I.& BALANCE..		●																	Installation of the camshaft oil seal
3	09214-21000	CRANKSHAFT FRONT OIL SEAL GUIDE			●																Installation of the camshaft oil seal
4	09214-33000	CRANKSHAFT FRONT OIL SEAL INSTALLER			●																Installation of the front oil seal
5	09215-3C000	OIL PAN REMOVER			●																Removal of oil pan
6	09221-3F100(A/B)	VALVE GUIDE REMOVER & INSTALLER			●																Removal and installation of the valve guide
7	09222-22001	VALVE STEM OIL SEAL INS.			●																Installation of the valve stem seal
8	09222-27200	VALVE STEM OIL SEAL INS.		●																	Installation of valve stem oil seals



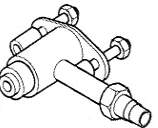
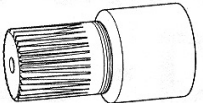


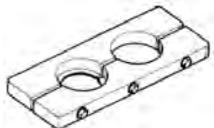
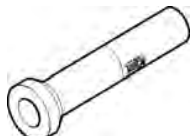
SANTA FE_CM (2.2 & 2.7)

No.	Tool No.	Tool Name	IMAGE	APPLICATION														USAGE			
				EM		EE	FL		CH	MT		AT		DS	SS	ST	RT		BR	BD	HA
				D4EB-DIESEL 2.2	G6EA-GSL2.7		D4EB-DIESEL 2.2	G6EA-GSL2.7		M5GF2	M5HF2	F4A51	A5HF1								
9	09222-27300	VALVE SPRING COMPRESSOR		●																Removal and installation of intake and exhaust valves	
10	09222-29000	VALVE STEM OIL SEAL REMOVER			●															Removal of the valve stem seal	
11	09222-32100	VALVE STEM SEAL INSTALLER																	●	Installation of the oil pump oil seal	
12	09222-3C300	VALVE SPRING COMPRESSOR ADAPTER			●															Removal and installation of the intake or exhaust valves.	
13	09222-3K000	VALVE SPRING COMPRESSOR			●															Removal and installation of the intake or exhaust valves.	
14	09231-27000	CRANK SHAFT REAR OIL SEAL INS.		●																Installation of the crankshaft rear oil seal	
15	09231-27100	CRANK SHAFT FRONT OIL SEAL INS.		●																Installation of the front case oil seal	
16	09231-33000	CRANK SHAFT REAR OIL SEAL INS.			●															Installation of the crankshaft rear oil seal	

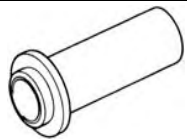



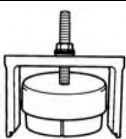


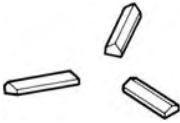
SANTA FE_CM (2.2 & 2.7)

No.	Tool No.	Tool Name	IMAGE	APPLICATION														USAGE			
				EM		EE	FL		CH	MT		AT		DS	SS	ST	RT		BR	BD	HA
				D4EB-DIESEL 2.2	G6EA-GSL2.7		D4EB-DIESEL 2.2	G6EA-GSL2.7		M5GF2	M5HF2	F4A51	A5HF1								
17	09263-27000	OIL FILTER WRENCH (CRDI-D:EXCEPT EUROPE LHD)		●																Removal and installation of oil filter For the rest area except Europe LHD	
18	09263-2E000	OIL FILTER WRENCH		●																Removal and installation of oil filter For Europe LHD	
19	09310-2B100	FUEL PUMP PLATE COVER WRENCH					●	●												Removing and installing the low pressure fuel pump & sub fuel sender plate cover	
20	09314-27110	CRDI HIGH PIPE RE/IN ADPATER					●													Installing the high pressure pipe	
21	09314-27120	CRDI HIGH PIPE RE/IN ADPATER					●													Installing the high pressure pipe	
22	09351-27000	COMPRESSION GAUGE		●																Checking engine compression pressure	
23	09351-27100	COMPRESSION GAUGE ADAPTER		●																Checking engine compression pressure	
24	09351-27401	INJECTOR OIL SEAL INSTALLER		●																Installation of the injector oil seal	






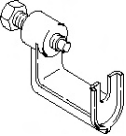
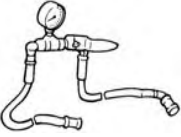

SANTA FE_CM (2.2 & 2.7)

No.	Tool No.	Tool Name	IMAGE	APPLICATION														USAGE			
				EM		EE	FL		CH	MT		AT		DS	SS	ST	RT		BR	BD	HA
				D4EB-DIESEL 2.2	G6EA-GSL2.7		D4EB-DIESEL 2.2	G6EA-GSL2.7		M5GF2	M5HF2	F4A51	A5HF1								
25	09353-24000	FUEL PRESSURE GAUGE ADAPTER						●												Connection between the Fuel Pressure Gauge(09353-24100) and Adapter(09353-38000).	
26	09353-24100	FUEL PRESSURE GAUGE						●												Connection of fuel pressure gauge to delivery pipe for measurement of fuel pressure. (Use with 09353-38000)	
27	09353-38000	FUEL PRESSURE GAUGE ADAPTER						●												Connecting of fuel pressure gauge to delivery pipe for measurement of fuel pressure. (Use with 09353-24100)	
28	09373-27000	ALTERNATOR PULLEY R&I					●													Removal and installation of alternator pulley	
29	09411-43000	CLUTCH ALIGNMENT ARBOR							●											Centering the clutch disc when installing	
30	09432-21601	BEARING INSTALLER																●		Installing the pinion gear bearing	
31	09432-33200	REMOVE PLATE								●										Removal of oil seal	
32	09434-14200	COUNTER SHAFT BEARING INS.																	●	Installing the gear box oil seal	


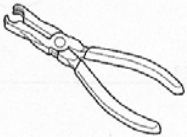
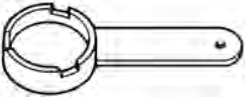
SANTA FE_CM (2.2 & 2.7)

No.	Tool No.	Tool Name	IMAGE	APPLICATION														USAGE			
				EM		EE	FL		CH	MT		AT		DS	SS	ST	RT		BR	BD	HA
				D4EB-DIESEL 2.2	G6EA-GSL2.7		D4EB-DIESEL 2.2	G6EA-GSL2.7		M5GF2	M5HF2	F4A51	A5HF1								
33	09452-21200	OIL PUMP OIL SEAL INS.																			Oil seal installation
34	09455-21000	BEARING AND GEAR PULLER																			Removal of taper roller bearing
35	09455-32200	OIL SEAL PULLER																			Removal of oil seal
36	09478-26000	OIL SEAL INSTALLER																			Installation of 4WD coupling flange oil seal
37	09478-26100	BACK PLATE REMOVER																			Removal of 4WD coupling backing plate
38	09495-33000	BEARING & GEAR PULLER																			Removal of spider assembly from a drive shaft
39	09517-43401	WORKING BASE																			Support for the differential carrier
40	09517-43500	WORKING BASE ADAPTER																			Support for the differential carrier(Use with 09517-43101)

SANTA FE_CM (2.2 & 2.7)

No.	Tool No.	Tool Name	IMAGE	APPLICATION														USAGE			
				EM		EE	FL		CH	MT		AT		DS	SS	ST	RT		BR	BD	HA
				D4EB-DIESEL 2.2	G6EA-GSL2.7		D4EB-DIESEL 2.2	G6EA-GSL2.7		M5GF2	M5HF2	F4A51	A5HF1								
41	09546-26000	COIL COMPRESSOR																			compression of the coil spring
42	09555-21000	BAR																			Removal and installation of the oil seal(Use with 09573-33100, 09573-33000, 09573-21000)
43	09561-11001	STEERING WHEEL PULLER																			Removal of steering wheel
44	09565-11100	PRELOAD SOCKET																			Measuring the pinion shaft preload
45	09568-34000	BALL JOINT PULLER																			Removal of the rear upper arm ball joint
46	09568-4A000	BALL JOINT PULLER																			Removal of the front lower arm and tie rod end ball joint
47	09572-21000	P/S OIL PRESSURE GAUGE																			Measurement of the oil pressure(Use with 09572-22100, 09572-21200)
48	09572-21200	P/S OIL PRESSURE GAUGE ADAPTER																			Measurement of the oil pressure(Use with 09572-21000, 09572-22100)

SANTA FE_CM (2.2 & 2.7)

No.	Tool No.	Tool Name	IMAGE	APPLICATION														USAGE			
				EM		EE	FL		CH	MT		AT		DS	SS	ST	RT		BR	BD	HA
				D4EB-DIESEL 2.2	G6EA-GSL2.7		D4EB-DIESEL 2.2	G6EA-GSL2.7		M5GF2	M5HF2	F4A51	A5HF1								
65	09861-31400	GLASS HOLDER																●	Removal and installation of the windshield		
66	09880-4F000A	HOG RING PLIER																●	Installation of the hogring clip		
67	09977-29000	DISC & HUB BOLT REMOVER																●	Removal and installation of the disc & hub assembly bolt		