
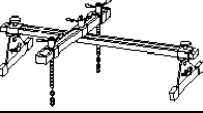



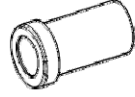
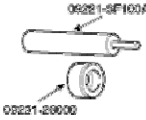





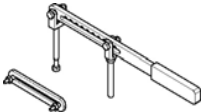

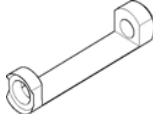


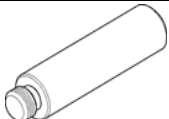


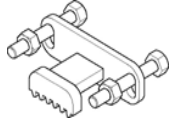



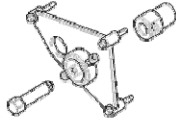
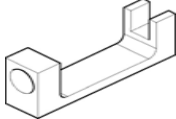
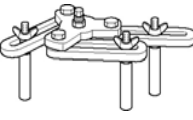


## 06MY ACCENT\_MC (1.4 & 1.5 & 1.6)

No.	Tool No.	Tool name	IMAGE	EM			FL			CH	TR		DS	SS	ST	RT	BS	BD	HA	USE
				1.4 GSL	U 1.5 DSL	1.6 GSL	1.4 GSL	U 1.5 DSL	1.6 GSL		AT (A4AF3)	MT (M5CF2/ M5CF1)								
1	09200-1C000	Engine support fixture & adater			●															Support of engine
2	09200-38001	Engine support fixture & adater			●						●	●								Support of engine, removal and installation of the transaxle.
3	09214-32000	Crankshaft front oil seal installer		●		●							●							Installation of the front oil seal, Removal & installation of lower arm bushing(G)
4	09215-3C000	Oil pan remover		●	●	●														removal of oil pan
5	09216-21100	Mount bushing remover and installer												●						Removal & installation of lower arm bushing(G)
6	09221-21000	Camshaft oil seal installer		●		●														Installation of the camshaft oil seal
7	09221-3F100 (A)	Valve guide remover_installer		●		●														Removal and installation of the valve guide
8	09221-26000	Valve guide installer		●		●														Removal and installation of the valve guide
9	09222-22001	Valve stem oil seal installer		●		●														Installatio nof the valve stem oil seal


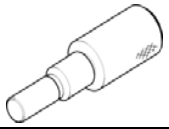

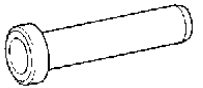
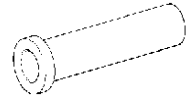
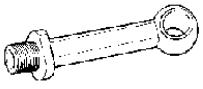
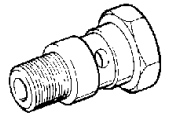
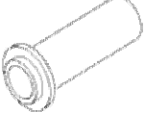
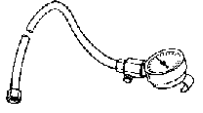
06MY ACCENT\_MC (1.4 & 1.5 & 1.6)

No.	Tool No.	Tool name	IMAGE	EM			FL			CH	TR		DS	SS	ST	RT	BS	BD	HA	USE
				1.4 GSL	U 1.5 DSL	1.6 GSL	1.4 GSL	U 1.5 DSL	1.6 GSL		AT (A4AF3)	MT (M5CF2/ M5CF1)								
10	09222-28000	Valve spring compressor		●		●														Removal and installation of the intake or exhaust valve
11	09222-28100	Valve spring compressor adapter		●		●														Removal and installation of the intake or exhaust valve
12	09222-32100	Valve stem oil seal installer												●						Installing the pinion gear bearing
13	09222-3K000	Valve spring compressor			●															Removal and installation of intake and exhaust valves
14	09222-2A000	Valve spring compressor			●															Installation of valve stem oil seals
15	09222-2A100	Valve spring compressor adapter			●															Removal and installation of intake and exhaust valves
16	09231-21000	Crankshaft rear oil seal installer		●																Installation of the crankshaft rear oil seal
17	09231-2A000	Front cover oil seal installer			●															Installation of front cover oil seal
18	09231-H1100	Handle			●															Installation of front cover oil seal

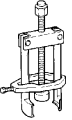


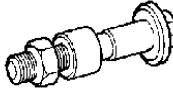
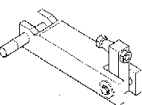


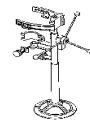

06MY ACCENT\_MC (1.4 & 1.5 & 1.6)

No.	Tool No.	Tool name	IMAGE	EM			FL			CH	TR		DS	SS	ST	RT	BS	BD	HA	USE
				1.4 GSL	U 1.5 DSL	1.6 GSL	1.4 GSL	U 1.5 DSL	1.6 GSL		AT (A4AF3)	MT (M5CF2/ M5CF1)								
19	09231-2A100	Flywheel stopper			●															Removal and installation of crankshaft pulley bolt
20	09231-H1200	Crankshaft rear oil seal installer			●															Installation of crankshaft rear oil seal
21	09314-27110(14mm)	Torque Wrench Socket						●												Installing the high pressure pipe
22	09314-27120(17mm)	High Pressure Pump						●												Installing the high pressure pipe
23	09331-2A000	High pressure pump sprocket remover			●			●												Removal of high pressure pump sprocket, Removing the high pressure fuel pump
24	09351-2A100	Injector remover adapter						●												Removing the injector
25	09351-4A200	Injector remover						●												Removing the injector
26	09353-24000	Fuel Pressure Gauge connector					●		●											Connection between Fuel Pressure Gauge(09353-24100) and fuel Pressure Gauge Adapter(09353-38000)
27	09353-24100	Fuel Pressure Gauge					●	●	●											Measuring the fuel line pressure

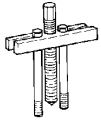
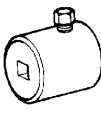
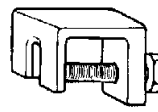
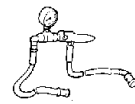
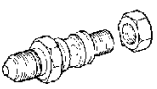
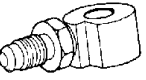


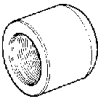
06MY ACCENT\_MC (1.4 & 1.5 & 1.6)

No.	Tool No.	Tool name	IMAGE	EM			FL			CH	TR		DS	SS	ST	RT	BS	BD	HA	USE
				1.4 GSL	U 1.5 DSL	1.6 GSL	1.4 GSL	U 1.5 DSL	1.6 GSL		AT (A4AF3)	MT (M5CF2/ M5CF1)								
28	09353-38000	Fuel Pressure Gauge Adapter					●		●											Connection between the delivery pipe and fuel feed line
29	09411-25000	Clutch disc guide								●										Installation of the clutch disc.
30	09431-22100	Oil seal installer									●									Installation of the differential oil seal.(Usd with 09231-H1100)
31	09432-21601	Bearing installer													●					Installing the pinion gear bearing
32	09434-14200	Counter shaft bearing installe...													●					Installing the gear box oil seal
33	09452-21001	Oil pressure gauge adapter									●									Measurement of the oil pressure(Use with 09452-21500 and 09452-21002)
34	09452-21002	Oil pressure gauge adapter									●									Measurement of the oil pressure(Use with 09452-21500 and 09452-21001)
35	09452-21200	Oil seal installer																	●	Installation of differential oil seal
36	09452-21500	Oil pressure gauge									●									Measurement of the oil pressure(Use with 09452-21001 and 09452-21002)







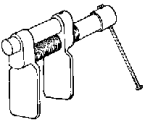
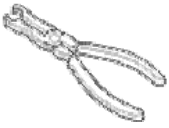
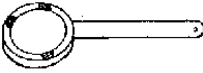
06MY ACCENT\_MC (1.4 & 1.5 & 1.6)

No.	Tool No.	Tool name	IMAGE	EM			FL			CH	TR		DS	SS	ST	RT	BS	BD	HA	USE
				1.4 GSL	U 1.5 DSL	1.6 GSL	1.4 GSL	U 1.5 DSL	1.6 GSL		AT (A4AF3)	MT (M5CF2/ M5CF1)								
37	09495-33000	Puller										●								Removal of wheel bearing inner race from a hub
38	09495-33100	Center bearing remover and ins...										●								1) removal of a wheel bearing from a knuckle.(use with 09517-29000), 2)Installation of a hub to a knuckle.
39	09495-3K000	Band Installer										●								Installation of ear type boot band
40	09517-21500	Front hub remover and installe...										●								1) removal of a front hub from a knuckle.(use with 09517-29000), 2)Measurement of a front wheel bearing pre-load.(use with 09532-11600)
41	09517-29000	Knuckle arm bridge										●								1) Removal of a front hub from a knuckle.(use with 09517-21500), 2) removal of a wheel bearing outer race from a knuckle.(use with 09495-33100)
42	09532-11500	Bearing outer race installer										●								Installation of a wheel baring to knuckle.
43	09532-11600	Preload socket										●								masurement of a front wheel bearing pre-load.(use with 09517-21500)
44	09546-26000	Strut spring compressor												●						compression of the coil spring
45	09555-21000	Bar																		Removing & installing the oil seal of the rack housing

06MY ACCENT\_MC (1.4 & 1.5 & 1.6)

No.	Tool No.	Tool name	IMAGE	EM			FL			CH	TR		DS	SS	ST	RT	BS	BD	HA	USE
				1.4 GSL	U 1.5 DSL	1.6 GSL	1.4 GSL	U 1.5 DSL	1.6 GSL		AT (A4AF3)	MT (M5CF2/ M5CF1)								
46	09561-11002	Steering wheel puller												●					Removing the steering wheel	
47	09565-11100	Pre-load socket													●				Measuring the pinion shaft preload.	
48	09568-4A000	Ball joint puller										●	●	●					Separation of a lower arm and a tie rod end ball joint, removal of the front lower arm and tie rod end ball joint, Separating the tie rod end ball joint	
49	09572-21000	Oil pressure gauge													●				Measuring the power steering oil pressure(use with 09572-21200, 09572-22100)	
50	09572-21200	Oil pressure gauge adapter(hos...													●				Measuring the power steering oil pressure(use with 09572-21000, 09572-22100)	
51	09572-22100	Oil pressure gauge adapter(pum...													●				Measuring the power steering oil pressure(use with 09572-21000, 09572-21200)	
52	09573-21000	Oil seal instaler guide													●				Installing the oil seal of the rack housing	
53	09573-21100	Oil seal instaler													●				Installing the oil seal of the rack housing	
54	09573-21200	Oil seal guide													●				Removing & installing the oil seal of the rack housing	

06MY ACCENT\_MC (1.4 & 1.5 & 1.6)

No.	Tool No.	Tool name	IMAGE	EM			FL			CH	TR		DS	SS	ST	RT	BS	BD	HA	USE
				1.4 GSL	U 1.5 DSL	1.6 GSL	1.4 GSL	U 1.5 DSL	1.6 GSL		AT (A4AF3)	MT (M5CF2/ M5CF1)								
55	0957A-1C000	Dummy adapter																		Use with dummy(DAB, CAB, BPT).
56	0957A-34100A	Deployment tool																		Airbag deployment tool
57	0957A-38200	Dummy																		Simulator to check the resistance of each wiring harness.
58	0957A-38500	Deployment adapter																		Use with deployment tool(DAB, PAB, CAB, BPT).
59	0957A-3F000	Dummy adapter																		Use with dummy(PAB, SAB).
60	0957A-3F100	Deployment adapter																		Use with deployment tool(SAB).
61	09581-11000	Piston expander																		Pusing back of the front disc and rear disc brake piston
62	09880-4F000A	Hogring clip installer																		Installation of the hogring clip.
63	09977-29000	Disc & hub assembly bolt remover																		Removal and installation of disc & hub assembly.