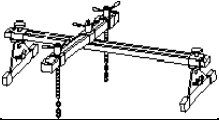


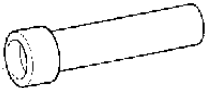


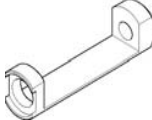



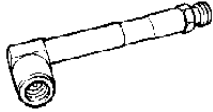

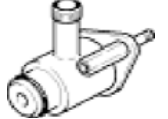

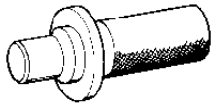
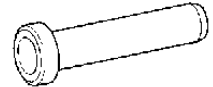

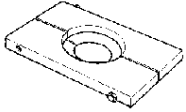
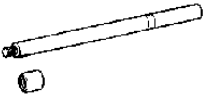
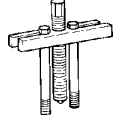


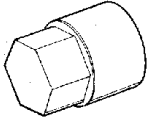
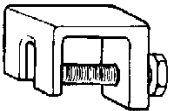
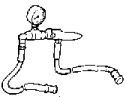
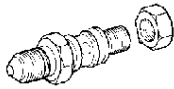
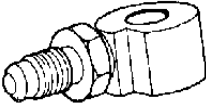
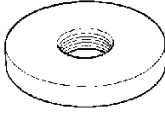



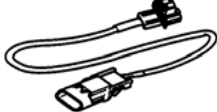
SONATA_NF (2.0 & 2.4)

| No. | Tool No. | Tool name | Image | EM | FL | CH | MT | AT | ST | RT | BR | HA | USAGE |
|-----|-------------|--|---|---------------------|----|----|-------|-------|----|----|----|----|---|
| | | | | G4KA-2.0 / G4KC-2.4 | | | M5GF2 | F4A42 | | | | | |
| 1 | 09200-38001 | ENGINE SUPPORT FIXTURE |  | | | | | | ● | | | | Support of engine, removal and installation of the transaxle. |
| 2 | 09214-3K000 | CRANKSHAFT FRONT OIL SEAL INSTALLER |  | ● | | | | | | | | | Installation of the crankshaft front oil seal. |
| 3 | 09214-3K100 | CRANKSHAFT REAR OIL SEAL INSTALLER (θ-ENG) |  | ● | | | | | | | | | Installation of the crankshaft rear oil seal. |
| 4 | 09222-21100 | VALVE STEM OIL SEAL INS. |  | | | | | | ● | | | | Installation of the ball bearing to gear housing |
| 5 | 09222-32100 | VALVE STEM SEAL INSTALLER |  | | | | | | ● | | | | Installation of the oil pump oil seal |
| 6 | 09222-3K000 | VALVE SPRING COMPRESSOR |  | ● | | | | | | | | | Removal and installation of the intake or exhaust valve |
| 7 | 09222-3K100 | VALVE SPRING COMPRESSOR ADAPTER (θ-ENG) |  | ● | | | | | | | | | Removal and installation of the intake or exhaust valve |
| 8 | 09222-4A000 | VALVE STEM SEAL INSTALLER |  | ● | | | | | | | | | Installation of the valve stem oil seal |
| 9 | 09231-3K000 | FLYWHEEL STOPPER (θ-ENG) |  | ● | | | | | | | | | Stop the flywheel |
| 10 | 09231-H1100 | HANDLE |  | ● | | | | | | | | | Installation of the crankshaft rear oil seal |

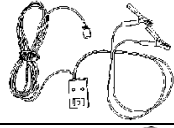
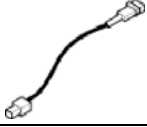
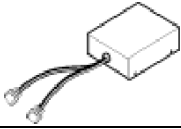
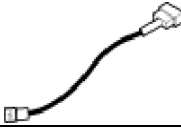

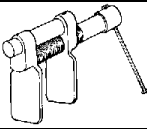
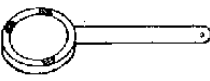
SONATA_NF (2.0 & 2.4)

| No. | Tool No. | Tool name | Image | EM | FL | CH | MT | AT | ST | RT | BR | HA | USAGE |
|-----|-------------|-----------------------------|---|---------------------|----|----|-------|-------|----|----|----|----|---|
| | | | | G4KA-2.0 / G4KC-2.4 | | | M5GF2 | F4A42 | | | | | |
| 11 | 09353-24000 | FUEL PRESSURE GAUGE ADAPTER |  | | ● | | | | | | | | Connection between Fuel Pressure Gauge(09353-24100)and Fuel Pressure Gauge Adapter(09353-38000) |
| 12 | 09353-24100 | FUEL PRESSURE GAUGE |  | | ● | | | | | | | | Measuring the fuel line pressure |
| 13 | 09353-38000 | FUEL PRESSURE GAUGE ADAPTER |  | | ● | | | | | | | | Connection between the delivery pipe and fuel feed line |
| 14 | 09411-11000 | CLUTCH DISC GUIDE |  | | | ● | | | | | | | Installation of the clutch disc |
| 15 | 09431-11000 | FRONT OIL SEAL INSTALLER |  | | | | | | ● | | | | Installation of the pinion gear oil seal |
| 16 | 09432-21601 | BEARING INSTALLER |  | | | | | | ● | | | | Installing the pinion gear bearing |
| 17 | 09517-21400 | DRIFT |  | | | | | | ● | | | | 1. Removal of the pinion gear bearing. 2. Removal of the pinion bearing outer race. |
| 18 | 09527-4A000 | REMOVING PLATE |  | | | | ● | | | | | | 1. Removal of the pinion gear bearing. 2. Removal of the pinion bearing outer race. |
| 19 | 09555-21000 | BAR |  | | | | | | ● | | | | Removal and installation of the oil seal (use with 09573-33100,09573-33000,09573-21000) |
| 20 | 09561-11001 | STEERING WHEEL PULLER |  | | | | | | ● | | | | Removal of steering wheel |

SONATA_NF (2.0 & 2.4)

| No. | Tool No. | Tool name | Image | EM | FL | CH | MT | AT | ST | RT | BR | HA | USAGE |
|-----|-------------|--------------------------------|---|---------------------|----|----|-------|-------|----|----|----|----|---|
| | | | | G4KA-2.0 / G4KC-2.4 | | | M5GF2 | F4A42 | | | | | |
| 21 | 09565-31300 | YOKE PLUG TORQUE WRENCH SOCKET |  | | | | | | ● | | | | Removal, installation and adjustment of steering gear yoke plug |
| 22 | 09568-4A000 | BALL JOINT PULLER |  | | | | | | ● | | | | Disconnection of the tie-rod |
| 23 | 09572-21000 | P/S OIL PRESSURE GAUGE |  | | | | | | ● | | | | Measuring the power steering oil pressure(use with 09572-21200, 09572-22100) |
| 24 | 09572-21200 | P/S OIL PRESSURE GAUGE ADAPTER |  | | | | | | ● | | | | Measuring the power steering oil pressure(use with 09572-21000, 09572-22100) |
| 25 | 09572-22100 | OIL PRESSURE GAUGE ADAPTER |  | | | | | | ● | | | | Measurement of oil pressure(Use with 09572-21000,09572-21200) |
| 26 | 09573-33000 | OIL SEAL INSTALLER |  | | | | | | ● | | | | Installation of the back up washer and oil seal(use with 09573-21000,09573-33100,09555-21000) |
| 27 | 09573-33100 | OIL SEAL GUIDE |  | | | | | | ● | | | | Removal and installation of the oil seal (use with 09573-21000,09573-33000,09555-21000) |
| 28 | 0957A-1C000 | DUMMY ADAPTER(DAB,BPT,CAB) |  | | | | | | | ● | | | Use with dummy(DAB,CAB,BPT) |
| 29 | 0957A-2E200 | DUMMY ADAPTER |  | | | | | | | ● | | | Use with dummy (BUPT) |
| 30 | 0957A-2E210 | DEPLOYMENT ADAPTER |  | | | | | | | ● | | | Use with deployment tool (BUPT) |

SONATA_NF (2.0 & 2.4)

| No. | Tool No. | Tool name | Image | EM | FL | CH | MT | AT | ST | RT | BR | HA | USAGE |
|-----|--------------|-------------------------|--|---------------------|----|----|-------|-------|----|----|----|----|---|
| | | | | G4KA-2.0 / G4KC-2.4 | | | M5GF2 | F4A42 | | | | | |
| 31 | 0957A-34100A | AIR BAG DEPLOYMENT TOOL |  | | | | | | | ● | | | Airbag deployment tool |
| 32 | 0957A-38100 | DEPLOYMENT ADAPTER |  | | | | | | | ● | | | To connect deployment tool(0957A-34100A)and airbag module(PAB) |
| 33 | 0957A-38200 | DUMMY |  | | | | | | | ● | | | Simulator to check the resistance of each wiring harness |
| 34 | 0957A-38300 | DUMMY ADAPTER |  | | | | | | | ● | | | To connect dummy(0957A-38200)and airbag harness side connector(PAB) |
| 35 | 0957A-38500 | DEPLOYMENT ADAPTER |  | | | | | | | ● | | | Use with deployment tool (DAB,CAB,BPT) |
| 36 | 09581-11000 | PISTON EXPENDER |  | | | | | | | | ● | | Pushing back of the front disc and rear disc brake piston |
| 37 | 09977-29000 | DISC & HUB BOLT REMOVER |  | | | | | | | | | ● | Removal and installation of disc&hub assembly |