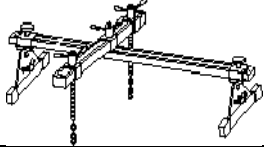
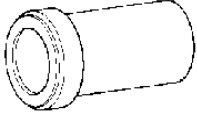

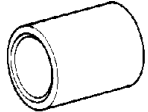
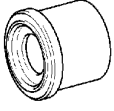

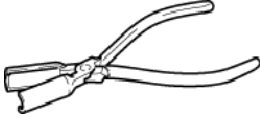
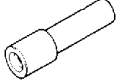






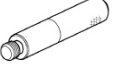



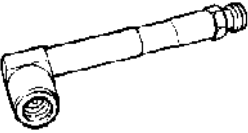
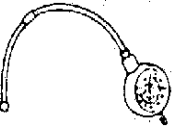

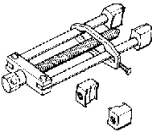
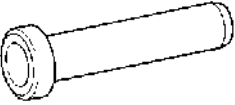
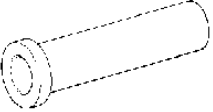
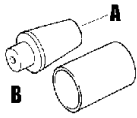
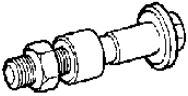
GRANDEUR_TG (3.3)

No.	Tool No.	Tool Name	Image	APPLICATION											USAGE		
				EM	EE	FL	AT	SS	DS	ST	BR	BD	HA	RT			
1	09200-38001	ENGINE SUPPORT FIXTURE					●										Support of engine, removal and installation of the transaxle.
2	09214-32000	CRANKSHAFT FRONT OIL SEAL INS.						●									Removal & Installation of lower arm bushing(use with 09216-21100)
3	09215-3C000	OIL PAN REMOVER		●													Removal of oil pan
4	09216-21100	MOUNT BUSHING R & I BASE						●	●								Removal and Installation of lower armm bushing (use with 09216-32000)
5	09216-21600	MOUNT BUSHING R & I ARBOR						●	●								Removal and installation of trailing arm bushing(use with 09552-38100)
6	09216-22100	MOUNT BUSHING BASE							●								Installation of rear hub tone wheel.
7	09222-29000	VALVE STEM OIL SEAL REMOVER		●													Remover of the valve stem seal
8	09222-32100	VALVE STEM SEAL INSTALLER								●							Installation of the oil pump oil seal

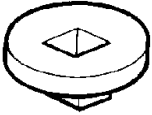

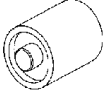
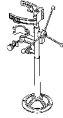

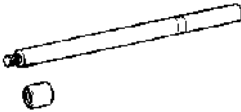
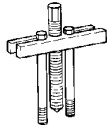
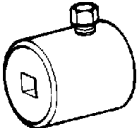
GRANDEUR_TG (3.3)

No.	Tool No.	Tool Name	Image	APPLICATION											USAGE		
				EM	EE	FL	AT	SS	DS	ST	BR	BD	HA	RT			
9	09222-3C100	VALVE STEM OIL SEAL INSTALLER		●													Installation of the valve stem seal
10	09222-3C300	VALVE SPRING COMPRESSOR ADAPTER		●													Removal and installation of the intake or exhaust valve
11	09222-3K000	VALVE SPRING COMPRESSOR		●													Removal and installation of the intake or exhaust valve
12	09231-3C100	OIL SEAL INSTALLER		●													Installation of the front oil seal
13	09231-3C200	OIL SEAL INSTALLER		●													Installation of the crankshaft rear oil seal
14	09231-3C300	FLYWHEEL STOPPER		●													Stop Flywheel.
15	09231-H1100	HANDLE		●													Installation of the crankshaft rear oil seal
16	09263-3C100	OIL FILTER WRENCH		●													Removal and installation of the oilfilter housing cover

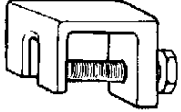
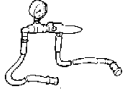
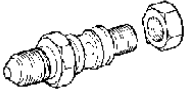
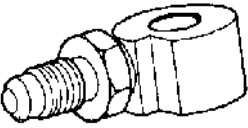

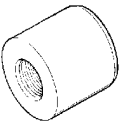


GRANDEUR_TG (3.3)

No.	Tool No.	Tool Name	Image	APPLICATION											USAGE		
				EM	EE	FL	AT	SS	DS	ST	BR	BD	HA	RT			
17	09353-24000	FUEL PRESSURE GAUGE ADAPTER				●											Connection between Fuel Pressure Gauge(09353-24100)and Fuel Pressure Gauge Adapter(09353-38000)
18	09353-24100	FUEL PRESSURE GAUGE				●											Measuring the fuel line pressure
19	09353-38000	FUEL PRESSURE GAUGE ADAPTER				●											Connection between the delivery pipe and fuel feed line
20	09432-11000	MAINSHAFT BEARING PULLER								●							Removal of the tone wheel
21	09432-21601	BEARING INSTALLER														●	Installing the pinion gear bearing
22	09434-14200	COUNTER SHAFT BEARING INS.														●	Installing the gear box oil seal
23	09453-33000B	SNAP RING INSTALLER														●	Removal and installation of the rear axle carrier bushing(use with 09552-38200)
24	09517-21500	FRONT HUB REMOVER & INSTALLER														●	Removal of a front hub from a knuckle(use with 09517-21600)


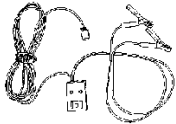
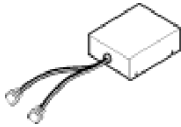



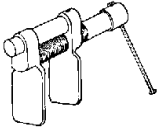

GRANDEUR_TG (3.3)

No.	Tool No.	Tool Name	Image	APPLICATION											USAGE		
				EM	EE	FL	AT	SS	DS	ST	BR	BD	HA	RT			
25	09532-11600	PRELOAD SOCKET						●	●								Measurement of the front lower arm ball joint saring torque(use with torque wrench)
26	09545-21100	BALL JOINT DUST COVER INS.							●								Press-fitting of the front hub to the knuckle
27	09545-34100	LOWER ARM BUSHING R & I ARBOR							●								Removal of the bearing inner race from the front hub
28	09546-26000	COIL COMPRESSOR						●									compression of the coil spring
29	09552-38100	TRAILER ARM BUSHING R & I						●									Removal and installation of the rear trailing arm bushing(use with 09216-21600)
30	09555-21000	BAR								●							Removal and installation of the oil seal (use with 09573-33100,09573-33000,09573-21000)
31	09561-11001	STEERING WHEEL PULLER								●							Removal of steering wheel
32	09565-11100	PRELOAD SOCKET								●							Measurement of the main shaft pre-load



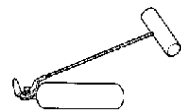

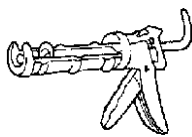

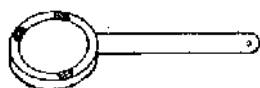
GRANDEUR_TG (3.3)

No.	Tool No.	Tool Name	Image	APPLICATION											USAGE		
				EM	EE	FL	AT	SS	DS	ST	BR	BD	HA	RT			
33	09568-4A000	BALL JOINT PULLER							●	●	●						Disconnection of the tie-rod
34	09572-21000	P/S OIL PRESSURE GAUGE															Measuring the power steering oil pressure(use with 09572-21200, 09572-22100)
35	09572-21200	P/S OIL PRESSURE GAUGE ADAPTER															Measuring the power steering oil pressure(use with 09572-21000, 09572-22100)
36	09572-22100	OIL PRESSURE GAUGE ADAPTER															Measurement of oil pressure(Use with 09572-21000,09572-21200)
37	09573-21100	OIL SEAL INSTALLER															Installing the back-up washer and oil seal (use with 09573-21000,09573-21200,09555-21000)
38	09573-33100	OIL SEAL GUIDE															Removal and installation of the oil seal (use with 09573-21000,09573-33000,09555-21000)
39	0957A-1C000	DUMMY ADAPTER(DAB,BPT,CAB)															● Use with dummy(DAB,CAB,BPT)
40	0957A-2E200	DUMMY ADAPTER															● Use with dummy (BUPT)

GRANDEUR_TG (3.3)

No.	Tool No.	Tool Name	Image	APPLICATION											USAGE				
				EM	EE	FL	AT	SS	DS	ST	BR	BD	HA	RT					
41	0957A-2E210	DEPLOYMENT ADAPTER															●	Use with deployment tool (BUPT)	
42	0957A-34100A	AIR BAG DEPLOYMENT TOOL																●	Airbag deployment tool
43	0957A-38200	DUMMY																●	Simulator to check the resistance of each wiring harness
44	0957A-38500	DEPLOYMENT ADAPTER																●	Use with deployment tool (DAB,CAB,BPT)
45	0957A-3F000	DUMMY ADAPTER(SAB)																●	Use with dummy(PAB,SAB)
46	0957A-3F100	DEPLOYMENT ADAPTER(SAB)																●	Use with deployment tool(PAB,SAB)
47	09581-11000	PISTON EXPENDER																●	Pushing back of the front disc and rear disc brake piston
48	09624-38000	CROSSMEMBER SUPPORT																	Supporting of the cressmember

GRANDEUR_TG (3.3)

No.	Tool No.	Tool Name	Image	APPLICATION											USAGE		
				EM	EE	FL	AT	SS	DS	ST	BR	BD	HA	RT			
49	09800-21000	ORNAMENT REMOVER												●			Trim removal
50	09853-31000	HEAD LINING CLIP REMOVER												●			Removal of the headliner clops
51	09861-31100	SEALANT CUT-OUT TOOL												●			Cutting the selalant of the windshield(Use with 09861-31200)
52	09861-31200	SEALANT CUTTING BLADE												●			Cutting the selalant of the windshield(Use with 09861-31100)
53	09861-31300	SEALANT GUN												●			Application of the sealant to the windshield
54	09880-4F000A	HOG RING PLIER												●			Installation of the hog ring clip
55	09977-29000	DISC & HUB BOLT REMOVER													●		Removal and installation of disc&hub assembly